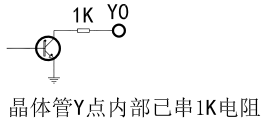
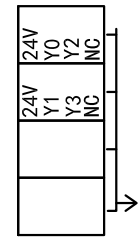


Y2 Y3做脉冲方向时，继电器输出那里请不要使用。

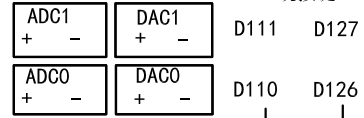
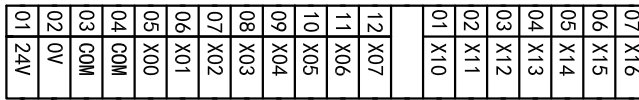


### MC-24MR-4MT-500-F3-B

MM-24MR-4MT-500\_FX\_B接线图V2

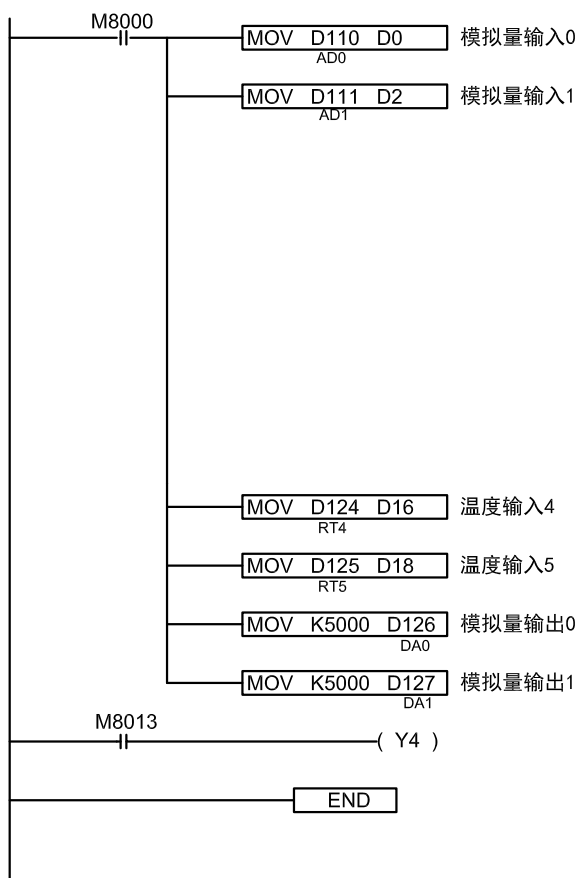
- PLC运行开关
- PLC下载口 USB COM1
- 触摸屏下载口
- 电池
- 触摸屏系统按键

V10+ RT4 D124  
 V10-  
 V11+ RT5 D125  
 V11- -50度-150度



直流24V电源输入

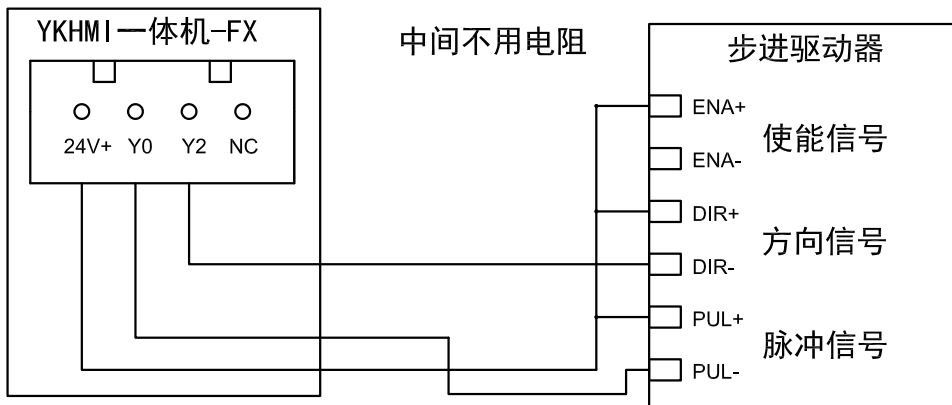
I<sub>0\_10V</sub> 对应 0\_4095      0\_10000 对应 0\_10V



### 模拟量值显示

- 1.在屏上做对应的D区的数值显示
- 2.PLC下载线从一体机上拔下

NTC B值34354 K ± 1%  
 R(25 °C)=10K ± 1%



产品合格证

生产日期		检验结论	合格	检验员	
------	--	------	----	-----	--